

**MADE IN ITALY  
SINCE 1920**

**Rinieri**



**TRINCIATUTTO - SHREDDERS - MULCHER  
BROYEURS - TRITURADORAS**




[www.rinieri.com](http://www.rinieri.com)





Alla fine degli anni '70 abbiamo iniziato la produzione di trinciatutto e nel corso degli anni la gamma è stata continuamente ampliata ed aggiornata. Oggi in questo catalogo sono presenti 26 differenti modelli per tutti gli usi e numerosi accessori. Le macchine vengono costruite interamente nei nostri stabilimenti di Forlì (Italia) dove effettuiamo tutte le lavorazioni, dal taglio laser delle lamiere alla realizzazione e bilanciatura dei rotori, fino alla verniciatura con vernici ecologiche. In questo modo possiamo garantire ai nostri clienti un prodotto di qualità certificata grazie ad un controllo diretto ed accurato delle varie lavorazioni e di tutti i componenti.



At the end of the 70's we started the manufacturing of shredders and mowers and over the years the range has been always increased and updated. Today in this catalogue there are 26 different models for all uses. The machines are built entirely in our plants in Forlì (Italy), where we carry out all processes from laser cutting of metal sheets, the manufacturing and balancing of rotors, up to the painting with ecological painting. In this way we can ensure certified quality thanks to a direct control of all processing stages and of all components.



A la fin des années 70, nous avons commencé la fabrication de broyeurs et au cours des années, la gamme a été continuellement élargie et mise à jour. Aujourd'hui, dans ce catalogue, il y a 26 modèles différents pour tous les usages. Les machines sont construites entièrement dans nos usines à Forlì (Italie), où nous réalisons tous les procédés: du coupe laser de tôle, la création et l'équilibrage des rotors, à la peinture avec peintures écologiques. De cette façon, nous pouvons garantir à nos clients un produit de qualité certifié par un contrôle direct et précis des différents procédés et de tous les composants.



Am Ende der 70er Jahre haben wir mit der Herstellung von Mulcher begonnen. Im Laufe der Jahre wurde die Auswahl erweitert und aktualisiert. Heute schließt unser Katalog 26 verschiedene Modelle für alle Bedienungen ein. Die Maschinen werden komplett in unserem Werk in Forlì (Italien) eingebaut, wo wir Schneiden durch Lasermaschine, Herstellung und Auswuchten der Rotoren, ökologische Lackierung durchführen. Auf diese Weise können wir unseren Kunden ein qualitativ hochwertiges Produkt durch eine direkte und präzise Kontrolle der verschiedenen Bearbeitungen und alle Komponenten sicherstellen.

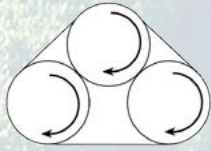





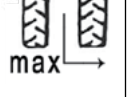


Iniciamos a producir las trituradoras al final de los años '70 y a lo largo de los años hemos ampliado y actualizado continuamente la gama. Hoy presentamos en este catálogo 26 modelos diferentes para cualquier uso. Construimos las máquinas completamente en nuestras plantas de Forlì (Italia) donde realizamos todas las fases del trabajo, desde el corte por laser de la chapa, pasando por la realización y equilibrado de los rotors, hasta la pintura con productos ecológicos. De esta manera podemos garantizarles a nuestros clientes un producto de calidad certificada gracias a un control directo y atento a las varias fases del trabajo y a todos los componentes.





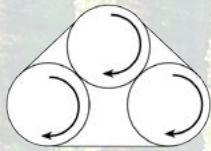
# RAS









MOD		 cm / inch	 cm / inch	 max cm / inch	 kg / lbs	 Hp
RAS 160	6	160 / 63	165 / 65	82 / 32	360 / 790	40 - 50
RAS 180	6	180 / 71	185 / 73	92 / 37	390 / 860	50 - 60
RAS 200	6	200 / 79	205 / 81	102 / 40	420 / 925	60 - 70
RAS 225	6	225 / 89	230 / 91	115 / 45	450 / 990	70 - 80
RAS 250	6	250 / 98	255 / 100	127 / 50	480 / 1055	80 - 90



# RAS-L



MOD		 cm / inch	 cm / inch	 max cm / inch	 kg / lbs	 Hp
RAS-L 160	6	160 / 63	165 / 65	82 / 32	390 / 860	40 - 50
RAS-L 180	6	180 / 71	185 / 73	92 / 37	420 / 925	50 - 60
RAS-L 200	6	200 / 79	205 / 81	102 / 40	450 / 990	60 - 70
RAS-L 225	6	225 / 89	230 / 91	115 / 45	480 / 1065	70 - 80
RAS-L 250	6	250 / 98	255 / 100	127 / 50	510 / 1120	80 - 90








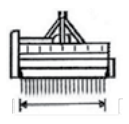
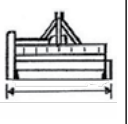





**Rinieri**

# TRD



Ø 2 cm  
0,8 inch




MOD	 0,25 kg 0,55 lbs	 cm / inch	 cm / inch	 min → cm / inch	 max → cm / inch	 kg / lbs	 Hp	
TRD 100	14	100 / 39	108 / 43	--	50 / 19	150 / 330	14 - 20	2
TRD 115	16	115 / 45	123 / 48	--	57 / 22	160 / 352	15 - 25	2
TRD 130	18	130 / 51	138 / 54	65 / 25	85 / 33	170 / 375	18 - 30	2
TRD 150	20	150 / 59	158 / 62	75 / 29	95 / 37	185 / 407	20 - 35	2
TRD 165	24	165 / 65	175 / 69	92 / 36	118 / 46	240 / 528	25 - 40	3
TRD 180	26	180 / 71	190 / 75	92 / 36	118 / 46	260 / 572	28 - 40	3
TRD 200	30	200 / 79	210 / 83	100 / 39	125 / 49	290 / 638	30 - 40	3



**Rinieri**



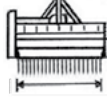
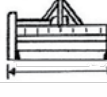







# TRF



Ø 5 cm  
2 inch



MOD		 kg 1,3 lbs 2,9	 cm / inch	 cm / inch	 min cm / inch	 max cm / inch	 kg / lbs	 Hp	
TRF 115	24	12	115 / 45	125 / 49	56 / 22	75 / 29	260 / 570	18 - 24	3
TRF 130	28	14	130 / 51	140 / 55	71 / 28	90 / 35	280 / 615	25 - 40	3
TRF 150	32	16	150 / 59	160 / 63	76 / 30	107 / 42	310 / 680	30 - 50	3
TRF 165	36	18	165 / 65	175 / 69	91 / 36	122 / 48	340 / 750	40 - 50	3
TRF 180	40	20	180 / 71	190 / 75	106 / 42	137 / 54	370 / 815	40 - 60	3



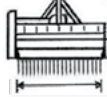
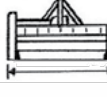







# TRF-D



Ø 5 cm  
2 inch



MOD		 kg 1,3 lbs 2,9	 cm / inch	 cm / inch	 min cm / inch	 max cm / inch	 kg / lbs	 Hp	
TRF-D 115	24	12	115 / 45	125 / 49	56 / 22	75 / 29	310 / 680	18 - 24	3
TRF-D 130	28	14	130 / 51	140 / 55	71 / 28	90 / 35	335 / 740	25 - 40	3
TRF-D 150	32	16	150 / 59	160 / 63	76 / 30	107 / 42	370 / 815	30 - 50	3
TRF-D 165	36	18	165 / 65	175 / 69	91 / 36	122 / 48	410 / 900	40 - 50	3
TRF-D 180	40	20	180 / 71	190 / 75	106 / 42	137 / 54	445 / 980	40 - 60	3






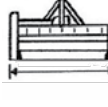







# TRU



Ø 6 cm  
2,4 inch



MOD		 kg 1,3 lbs 2,9	 cm / inch	 cm / inch	 min cm / inch	 max cm / inch	 kg / lbs	 Hp	
TRU 100	20	10	100 / 39	113 / 44	50 / 20	64 / 25	360 / 792	30 - 45	3
TRU 125	28	14	125 / 49	138 / 55	64 / 25	90 / 35	390 / 858	35 - 50	3
TRU 140	32	16	136 / 53	149 / 59	69 / 27	96 / 38	410 / 902	35 - 60	3
TRU 150	36	18	150 / 59	163 / 64	75 / 29	115 / 45	420 / 924	40 - 60	3
TRU 165	36	18	165 / 65	178 / 70	86 / 34	126 / 49	440 / 968	50 - 60	3
TRU 185	40	20	185 / 73	198 / 78	94 / 37	134 / 53	460 / 1012	60 - 70	3
TRU 200	44	22	200 / 79	213 / 84	101 / 40	141 / 55	480 / 1056	70 - 80	4
TRU 225	48	24	225 / 89	238 / 94	114 / 45	154 / 61	520 / 1144	80 - 100	4
TRU 240	48	24	236 / 92	249 / 97	118 / 46	158 / 62	580 / 1276	80 - 110	4



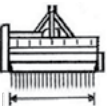
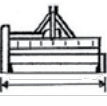







# TRU-D



Ø 6 cm  
2,4 inch




MOD		 kg 1,3 lbs 2,9	 cm / inch	 cm / inch	 min cm / inch	 max cm / inch	 kg / lbs	 Hp	
TRU-D 100	20	10	100 / 39	113 / 44	50 / 20	64 / 25	430 / 946	30 - 45	3
TRU-D 125	28	14	125 / 49	138 / 55	64 / 25	90 / 35	480 / 1034	35 - 50	3
TRU-D 140	32	16	136 / 53	149 / 59	69 / 27	96 / 38	500 / 1078	35 - 60	3
TRU-D 150	36	18	150 / 59	163 / 64	75 / 29	115 / 45	510 / 1100	40 - 60	3
TRU-D 165	36	18	165 / 65	178 / 70	86 / 34	126 / 49	520 / 1144	50 - 60	3
TRU-D 185	40	20	185 / 73	198 / 78	94 / 37	134 / 53	540 / 1188	60 - 70	3
TRU-D 200	44	22	200 / 79	213 / 84	101 / 40	141 / 55	560 / 1232	70 - 80	4
TRU-D 225	48	24	225 / 89	238 / 94	114 / 45	154 / 61	600 / 1320	80 - 100	4
TRU-D 240	48	24	236 / 92	249 / 97	118 / 46	158 / 62	640 / 1408	80 - 110	4





# TRL



Ø 8 cm  
3,2 inch


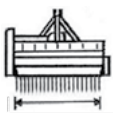
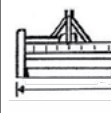







Standard



Optional



MOD	 kg 1,7 lbs 3,7	 cm / inch	 cm / inch	 min cm / inch	 max cm / inch	 kg / lbs	 Hp	
TRL 125	10	127 / 50	147 / 57	58 / 23	86 / 34	450 / 990	35 - 50	3
TRL 150	12	151 / 59	171 / 67	73 / 29	111 / 44	490 / 1080	40 - 60	3
TRL 175	14	175 / 69	195 / 77	83 / 33	136 / 53	530 / 1165	50 - 80	3
TRL 200	16	200 / 79	220 / 87	108 / 43	161 / 63	570 / 1255	70 - 100	4
TRL 225	18	225 / 89	245 / 96	133 / 33	186 / 73	630 / 1385	80 - 110	4


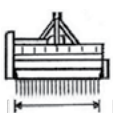
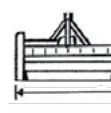

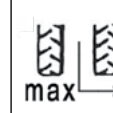





# TRL-B



Ø 8 cm  
3,2 inch



MOD	 kg 1,7 lbs 3,7	 cm / inch	 cm / inch	 min cm / inch	 max cm / inch	 kg / lbs	 Hp	
TRL-B 125	10	127 / 50	147 / 57	55 / 22	83 / 33	465 / 930	35 - 50	3
TRL-B 150	12	151 / 59	171 / 67	66 / 26	107 / 42	490 / 1080	40 - 60	3
TRL-B 175	14	175 / 69	195 / 77	94 / 37	131 / 52	540 / 1190	50 - 80	3
TRL-B 200	16	200 / 79	220 / 87	101 / 40	142 / 56	575 / 1265	70 - 100	4
TRL-B 225	18	225 / 89	245 / 96	113 / 45	154 / 61	635 / 1400	80 - 110	4




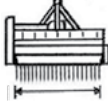
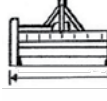







# TRP



Ø 12 cm  
4,7 inch



MOD	 kg 1,7 lbs 3,7	 cm / inch	 cm / inch	 min cm / inch	 max cm / inch	 kg / lbs	 Hp	
TRP 150	12	150 / 59	170 / 67	75 / 29	102 / 40	600 / 1320	45 - 60	4
TRP 175	14	175 / 69	195 / 77	79 / 31	127 / 50	670 / 1475	60 - 80	4
TRP 200	16	200 / 79	220 / 87	104 / 41	152 / 60	720 / 1585	70 - 90	4
TRP 225	18	225 / 89	245 / 96	129 / 51	177 / 70	780 / 1720	80 - 100	4
TRP 250	20	250 / 98	270 / 106	154 / 60	202 / 79	820 / 1805	90 - 120	4


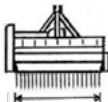
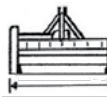







# TRPL



Ø 12 cm  
4,7 inch



MOD	 kg 1,7 lbs 3,7	 cm / inch	 cm / inch	 min cm / inch	 max cm / inch	 kg / lbs	 Hp	
TRPL 175	14	175 / 69	206 / 81	95 / 37	220 / 87	750	80 - 120	4
TRPL 200	16	200 / 79	231 / 91	120 / 47	245 / 96	800	80 - 120	4
TRPL 225	18	225 / 89	256 / 101	145 / 57	270 / 106	860	80 - 120	4





# TRX


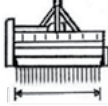
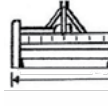







Ø 15 cm  
5,9 inch



Optional



MOD	 kg 1,7 lbs 3,7	 cm / inch	 cm / inch	 min cm / inch	 max cm / inch	 kg / lbs	 Hp	
TRX 150	12	150 / 59	175 / 69	72 / 28	120 / 47	840 / 1850	60 - 80	5
TRX 175	14	175 / 69	200 / 79	97 / 38	145 / 57	910 / 2000	70 - 90	5
TRX 200	16	200 / 79	225 / 89	122 / 48	170 / 67	980 / 2160	80 - 100	5
TRX 225	18	225 / 89	250 / 98	124 / 48	172 / 68	1050 / 2310	90 - 110	5
TRX 250	20	250 / 98	275 / 108	149 / 58	197 / 78	1120 / 2470	90 - 130	5



# TRK



Ø 15 cm  
5,9 inch


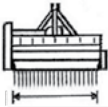
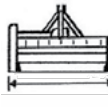







Standard



Optional



MOD	 kg 1,7 lbs 3,7	 cm / inch	 cm / inch	 min cm / inch	 max cm / inch	 kg / lbs	 Hp	
TRK 150	12	152 / 60	182 / 72	--	76 / 30	860 / 1890	80 - 100	5
TRK 175	14	176 / 69	206 / 81	--	88 / 34	930 / 2045	90 - 110	5
TRK 200	16	200 / 79	230 / 91	--	100 / 39	1000 / 2200	100 - 130	5





# TRC 150-240



Ø 6 cm  
2,4 inch



MOD		 kg 1,3 lbs 2,9	 cm / inch	 cm / inch	 cm / inch	 cm / inch	 kg / lbs	 Hp	
TRC 150	36	18	150 / 59	167 / 65	68 / 30	109 / 43	500 / 1210	40 - 60	3
TRC 165	36	18	165 / 65	182 / 71	81 / 32	121 / 48	520 / 1145	50 - 60	3
TRC 185	40	20	185 / 73	202 / 79	93 / 37	134 / 53	550 / 1210	50 - 80	3
TRC 200	44	22	200 / 79	217 / 85	100 / 39	140 / 55	590 / 1300	60 - 90	4
TRC 225	48	24	225 / 89	242 / 94	113 / 45	143 / 56	630 / 1390	70 - 100	4
TRC 240	48	24	235 / 93	253 / 100	117 / 46	158 / 62	690 / 1520	80 - 120	4

Optional



# TRC 250-300



Ø 6 cm  
2,4 inch



Standard



Optional



MOD		 kg 1,3 lbs 2,9	 cm / inch	 cm / inch	 cm / inch	 cm / inch	 kg / lbs	 Hp	
TRC 250	48+24	24	250 / 98	274 / 107	123 / 48	178 / 70	1020 / 2244	75 - 130	5
TRC 280	56+28	28	275 / 108	299 / 117	138 / 54	193 / 76	1100 / 2420	80 - 130	5
TRC 300	60+30	30	300 / 118	324 / 127	153 / 60	208 / 82	1150 / 2530	85 - 130	5





# T-RAPTOR



Ø 6 cm  
2,4 inch



Standard



MOD		 kg 1,3 lbs 2,9	 cm / inch	 cm / inch	 min cm / inch	 max cm / inch	 kg / lbs	 Hp	
T-RAPTOR 250	48+24	24	250 / 98	274 / 107	123 / 48	178 / 70	1120 / 2460	75 - 130	5
T-RAPTOR 280	56+28	28	275 / 108	299 / 117	138 / 54	193 / 76	1200 / 2640	80 - 130	5
T-RAPTOR 300	60+30	30	300 / 118	324 / 127	153 / 60	208 / 82	1250 / 2750	85 - 130	5



# TRC 400-520



Ø 6 cm  
2,4 inch





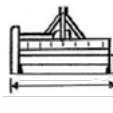





MOD		 cm / inch	 cm / inch	 max cm / inch	 kg / lbs	 Hp	
TRC 400	72+36	400 / 157	440 / 173	200 / 78	1800 / 3960	100 - 160	4+4
TRC 440	80+40	440 / 173	480 / 189	220 / 86	1900 / 4180	110 - 160	4+4
TRC 480	88+44	480 / 189	520 / 205	240 / 94	2000 / 4400	120 - 160	4+4
TRC 520	96+48	520 / 205	560 / 220	260 / 102	2200 / 4840	130 - 160	4+4





# TRM-R



MOD								
		cm / inch	cm / inch	cm / inch	kg / lbs	lt / U.S. Gal	Hp	
TRM-R 130	20	133 / 52	150 / 59	65	380 / 836	850 / 225	20 - 30	2
TRM-R 150	24	153 / 60	170 / 67	75	410 / 902	1000 / 265	25 - 40	2



# TRC-R



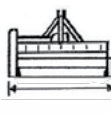







Ø 6 cm  
2,4 inch



Optional



MOD								
	kg 1,3 lbs 2,9	cm / inch	cm / inch	cm / inch	kg / lbs	lt / U.S. Gal	Hp	
TRC-R 150	18	150 / 59	176 / 69	75 / 29	890 / 1960	1800 / 475	70 - 110	3
TRC-R 175	20	175 / 69	201 / 79	87 / 34	940 / 2070	2100 / 555	80 - 110	4
TRC-R 200	22	200 / 79	226 / 89	100 / 39	990 / 2180	2400 / 635	90 - 110	4





# TRH



Ø 8 cm  
3,2 inch


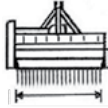
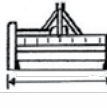







Standard



Optional



MOD	 kg 1,7 lbs 3,7	 cm / inch	 cm / inch	 min cm / inch	 max cm / inch	 kg / lbs	 Hp	
TRH 100	8	102 / 39	123 / 48	--	51 / 20	580 / 1320	60 - 70	4
TRH 125	10	127 / 49	147 / 57	--	63 / 25	640 / 1410	70 - 80	4
TRH 150	12	150 / 59	170 / 67	--	75 / 30	720 / 1585	80 - 90	4
TRH 175	14	175 / 69	195 / 77	--	88 / 34	830 / 1825	90 - 100	4



# TRH-R


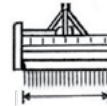
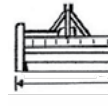







Ø 8 cm  
3,2 inch



Optional



MOD	 kg 1,7 lbs 3,7	 cm / inch	 cm / inch	 max cm / inch	 kg / lbs	 lt / U.S. Gal	 Hp	
TRH-R 125	20+10	127 / 49	152 / 60	63 / 25	1040	1500 / 395	80 - 100	4
TRH-R 150	24+12	150 / 59	175 / 69	75 / 30	1130	1800 / 475	90 - 110	4
TRH-R 175	28+14	175 / 69	200 / 79	88 / 34	1250	2200 / 850	100 - 120	4






# TRT



Ø 15 cm  
5,9 inch


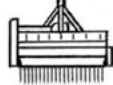
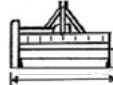







Standard



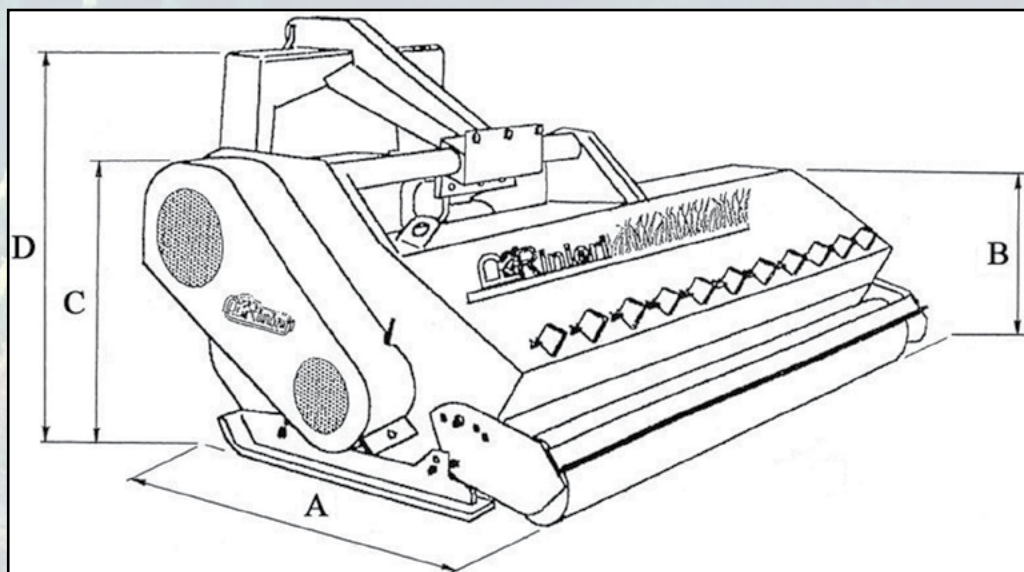
Optional







MOD	 kg 1,7 lbs 3,7	 cm / inch	 cm / inch	 min cm / inch	 max cm / inch	 kg / lbs	 Hp	
TRT 150	12	150 / 59	175 / 69	--	75 / 29	1030 / 2266	80 - 100	5
TRT 175	14	175 / 69	200 / 79	--	87 / 34	1150 / 2530	90 - 120	5
TRT 200	16	200 / 79	225 / 88	--	100 / 39	1280 / 2815	100 - 130	5







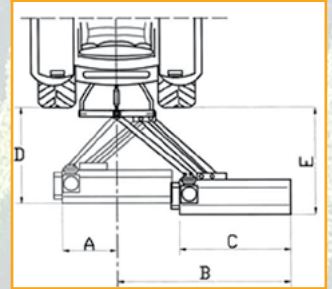
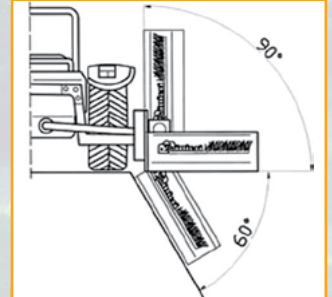

MOD		 cm	 Hp	A cm	B cm	C cm	D cm		standard PTO g/min
TRD	V	2	14 - 40	80	35	58	70	2 - 3	540
TRF	V	5	20 - 60	115	45	73	82	3	540
TRF-D	V	5	28 - 60	115	45	73	82	3	540
TRU	V	6	30 - 110	100	50	73	90	3 - 4	540
TRU-D	V	6	30 - 110	100	50	73	90	3 - 4	540
TRL	V	8	35 - 110	125	43	70	90	3 - 4	540
TRL-B	V	8	35 - 110	125	43	53	85	3 - 4	540
TRP	V	12	45 - 120	130	48	79	100	4	540
TRPL	V	12	80 - 120	130	48	79	100	4	540
TRX	V	15	60 - 130	140	55	75	105	5	540
TRK	V	15	80 - 130	130	60	70	110	5	540
TRC 150-240	V	6	35 - 100	130	60	65	105	3 - 4	540
TRC 250-300	V	6	75 - 130	125	55	85	100	5	540
T-RAPTOR	V	6	75 - 130	125	55	85	100	5	1000
TRC 400-520	V	6	100 - 160	130	85	85	110	4 + 4	1000
TRM-R	V	-	20 - 40	115	110	110	80	2	540
TRC-R	V	6	70 - 110	205	72	170	90	3 - 4	540
TRH		8	70 - 100	187	52	78	100	4	540
TRH-R		6	80 - 100	165	52	175	100	4	540
TRT		15	80 - 130	170	58	90	115	5	540
TRS	V	5	40 - 60	200	45	55	90	3	540
TRS-E	V	5	40 - 60	200	45	55	90	3	540
TRSP	V	6	90 - 140	250	52	78	99	4	540
TRSP-E	V	6	90 - 140	250	52	78	99	4	540








# TRS



Ø 5 cm  
2 inch



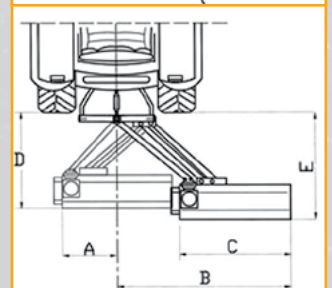
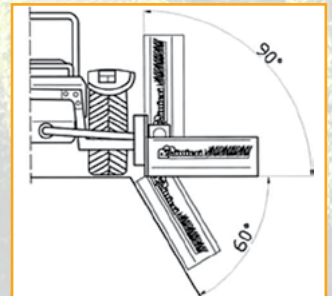
MOD		 kg 1,3 lbs 2,9	A	B	C	D	E			
			cm / inch	cm / inch	cm / inch	cm / inch	cm / inch	kg / lbs	Hp	
TRS 130	28	14	55 / 22	195 / 77	130 / 51	200 / 79	220 / 86	430 / 945	30 - 40	3
TRS 150	32	16	55 / 22	210 / 83	150 / 59	200 / 79	220 / 86	460 / 1010	40 - 50	3
TRS 165	36	18	55 / 22	230 / 90	165 / 65	200 / 79	220 / 86	490 / 1080	50 - 60	3
TRS 180	40	20	55 / 22	250 / 98	180 / 71	200 / 79	220 / 86	520 / 1145	50 - 60	3








# TRS-E



Ø 5 cm  
2 inch



MOD		 kg 1,3 lbs 2,9	A	B	C	D	E			
			cm / inch	cm / inch	cm / inch	cm / inch	cm / inch	kg / lbs	Hp	
TRS-E 130	28	14	33 / 13	220 / 87	130 / 51	200 / 79	220 / 86	460 / 1010	30 - 40	3
TRS-E 150	32	16	33 / 13	235 / 92	150 / 59	200 / 79	220 / 86	490 / 1080	40 - 50	3
TRS-E 165	36	18	33 / 13	255 / 100	165 / 65	200 / 79	220 / 86	520 / 1145	50 - 60	3
TRS-E 180	40	20	33 / 13	275 / 108	180 / 71	200 / 79	220 / 86	550 / 1210	50 - 60	3

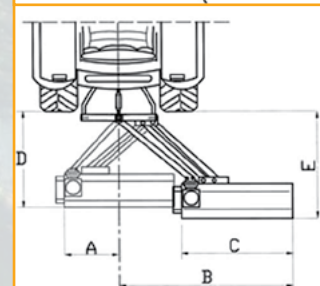
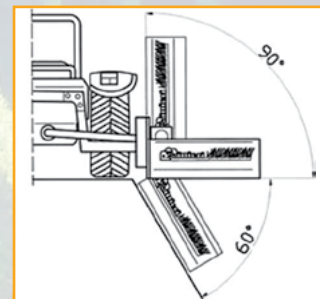




# TRSP



Ø 6 cm  
2,4 inch



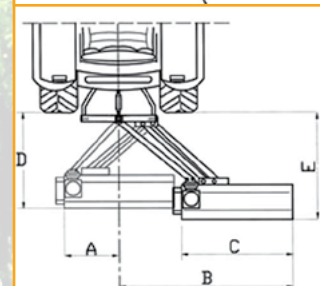
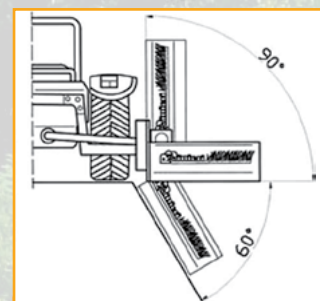
MOD			A	B	C	D	E			
		kg 1,3 lbs 2,9	cm / inch	cm / inch	cm / inch	cm / inch	cm / inch	kg / lbs	Hp	
TRSP 185	40	20	82 / 32	245 / 96	185 / 73	235 / 93	250 / 98	815 / 1790	90 - 110	4
TRSP 200	44	22	82 / 32	260 / 104	200 / 79	235 / 93	250 / 98	845 / 1860	100 - 130	4
TRSP 225	48	24	82 / 32	285 / 112	225 / 89	235 / 93	250 / 98	895 / 1970	110 - 140	4



# TRSP-E



Ø 6 cm  
2,4 inch










MOD			A	B	C	D	E			
		kg 1,3 lbs 2,9	cm / inch	cm / inch	cm / inch	cm / inch	cm / inch	kg / lbs	Hp	
TRSP-E 185	40	20	36 / 14	290 / 114	185 / 73	235 / 93	250 / 98	830 / 1825	90 - 110	4
TRSP-E 200	44	22	36 / 14	305 / 120	200 / 79	235 / 93	250 / 98	860 / 1890	100 - 130	4
TRSP-E 225	48	24	36 / 14	330 / 130	225 / 89	235 / 93	250 / 98	910 / 2000	110 - 140	4






# ANT









MOD	 cm / inch	 L/min	 bar	 mod	 Km/h	 kg / lbs	 Hp
ANT	80	25	50	TRU TRL TRP	6-8	70	60



# AN2






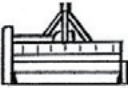



MOD	 cm / inch	 L/min	 bar	 Km/h	 kg / lbs	 Hp
AN 2	80 x 2	30-40	70	6-8	200	70







# RSI

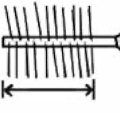








MOD	 cm / inch	 L/min	 bar	 mod	 Km/h	 kg / lbs	 Hp
RSI	65	30	80	TRU TRL TRP	4 - 5	80	50
RSI 2	65 x 2	30	110		4	200	70



# SRV



MOD	 cm / inch	 L/min	 bar	 mod	 Km/h	 kg / lbs	 Hp
SRV	65	20	70 - 80	TRU TRL TRL-B TRP	5 - 6	80	50
SRV 2	65 x 2	20	70 - 80		4 - 5	80	70







Via dell'Appennino 606B  
47121 - Forlì (FC) - ITALY  
Tel. +39 0543 86066  
Fax +39 0543 83418



[info@rinieri.com](mailto:info@rinieri.com)

[www.rinieri.com](http://www.rinieri.com)